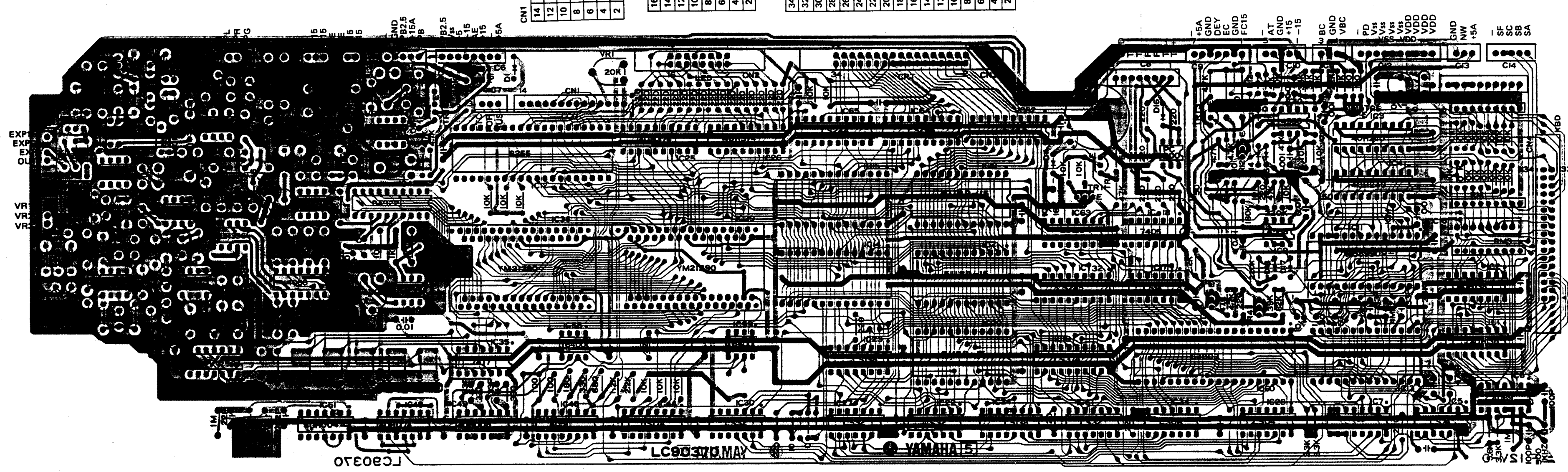


DX7 DM CIRCUIT BOARD & WIRING



14	D7	D6	13
12	D5	D4	11
10	D3	D2	9
8	D1	D0	7
6	E	RW	5
4	DS	V0	3
2	VDD	Vss	1

16	e1	d1	15
14	d2	e2	13
12	DT	g1	11
10	g2	VDD	9
8	a1	b1	7
6	c2	f2	5
4	c1	f1	3
2	e2	b2	1

34	CA11	CA10	33
32	CA9	CA8	31
30	CA7	CA6	29
28	CA5	CA4	27
26	CA3	CA2	25
24	CA1	CA0	23
22	CT	PROT	21
20	Vss	CW	19
18	Vss	CRTE	17
16	Vss	CD7	15
14	Vss	CD6	13
12	Vss	CD5	11
10	Vss	CD4	9
8	Vss	CD3	7
6	Vss	CD2	5
4	Vss	CD1	3
2	Vss	CD0	1

34	Vss	M5	33
32	Vss	M4	31
30	Vss	M3	29
28	Vss	M2	27
26	Vss	M1	25
24	Vss	B1	23
22	Vss	B2	21
20	Vss	B3	19
18	Vss	B4	17
16	Vss	B5	15
14	Vss	C	13
12	B	A#	11
10	A	G#	9
8	G	F#	7
6	F	E	5
4	D#	D	3
2	C#	CL	1

Note)  
 1. Capacitors  
 (C) Mark : Ceramic Cap.  
 (P) Mark : Polypropylene Film Cap.  
 BP Mark : Bipolar Cap.  
 Δ Mark : Tantalum Cap.

C1

Pin No.	Pin Name	Wire Color	Destination
1	VRI	S BR S	PNA-VRI (IC1-3)
2	VR2	S RE	PNA-VR2 (IC1-2)
3	VR3	S BR	PNA-VR3 (IC1-1)

C2

Pin No.	Pin Name	Wire Color	Destination
1	EXP15	BR	JK-EXP15 (IC3-4)
2	EXP6	BL	JK-EXP6 (IC3-3)
3	EXP	WH	JK-EXP (IC3-8)
4	OUT	S OR	JK-OUT (IC3-2)
5	E	S OR S	JK-E (IC3-1)

C3

Pin No.	Pin Name	Wire Color	Destination
1	HFG	BL	HP/BC-HFG (C-1)
2	HPR	RE	HP/BC-HPR (C-2)
3	HPL	OR	HP/BC-HPL (C-3)

C4

Pin No.	Pin Name	Wire Color	Destination
1	+15	BR	DC-15 (IC5-1)
2	+15	BR	DC-15 (IC5-2)
3	+15	BR	DC-15 (IC5-3)
4	AE	BL	DC-E (IC5-4)
5	-15	VE	DC-15 (IC5-1)
6	-15	VE	DC-15 (IC5-2)
7	-	-	-

C5

Pin No.	Pin Name	Wire Color	Destination
1	PB	S RE	PB-PB (C-3)
2	+5A	OR	PB-5A (C-4)
3	PB2.5	BL	PB-PB2.5 (C-1)
4	GND	S RE S	PB-GND (C-2)
5	-	-	-

C6

Pin No.	Pin Name	Wire Color	Destination
1	+5A	-	-
2	+15	-	-
3	+15	-	-
4	AE	-	-
5	-15	-	-
6	+5	-	-
7	Vm	-	-
8	PB2.5	-	-

C7

Pin No.	Pin Name	Wire Color	Destination
1	SUS	SB	JK-SUS (IC2-2)
2	POR	PK	JK-POR (IC2-3)
3	ETC	-	-

C8

Pin No.	Pin Name	Wire Color	Destination
1	TT+	PK	JK-TT+ (IC1-7)
2	TT-	RE	JK-TT- (IC1-8)
3	R+	GG	JK-R+ (IC1-2)
4	R-	GR	JK-R- (IC1-1)
5	T+	SB	JK-T+ (IC1-8)
6	T-	BE	JK-T- (IC1-4)
7	GND	BL	JK-GND (IC1-3)
8	-	-	-

C9

Pin No.	Pin Name	Wire Color	Destination
1	FC15	BR	JK-FC15 (IC3-8)
2	GND	S VI S	JK-GND (IC3-8)
3	FC	S VI	JK-FC (3-7)
4	DEY	S GY	PNA-DEY (IC1-8)
5	GND	S GY S	PNA-GND (IC1-7)
6	+5A	OR	PNA-5A (IC1-8)
7	-	-	-

C10

Pin No.	Pin Name	Wire Color	Destination
1	-15	VE	AT-15 (IC4)
2	+15	BR	AT+15 (IC3)
3	GND	S VE S	AT-E (IC8)
4	AT	S VE	AT-OUT (IC-7)
5	-	-	-

C11

Pin No.	Pin Name	Wire Color	Destination
1	VBC	BE	HP/BC-VBC (IC-6)
2	GND	S OR S	HP/BC-GND (IC-7)
3	BC	S GR	HP/BC-BC (IC-5)

C12

Pin No.	Pin Name	Wire Color	Destination
1	VDD	GR	DC-5 (IC5-3)
2	VDD	GR	DC-5 (IC5-4)
3	VDD	GR	DC-5 (IC5-5)
4	VDD	GR	DC-5 (IC5-6)
5	Vm	BL/WH	DC-E (IC5-7)
6	Vm	BL/WH	DC-E (IC5-8)
7	Vm	BL/WH	DC-E (IC5-9)
8	Vm	BL/WH	DC-E (IC5-10)
9	PD	WH	DC-PD (IC5-8)
10	-	-	-

C13

Pin No.	Pin Name	Wire Color	Destination
1	+5A	OR	MW-5A (IC1-1)
2	MW	S RE	MW-MW (IC1-2)
3	E	S RE S	MW-E (IC1-3)

C14

Pin No.	Pin Name	Wire Color	Destination
1	SA	BR	PNA-SA (IC2-1)
2	SB	RE	PNA-SB (IC2-3)
3	SC	OR	PNA-SC (IC2-6)
4	SF	-	-
5	-	-	-

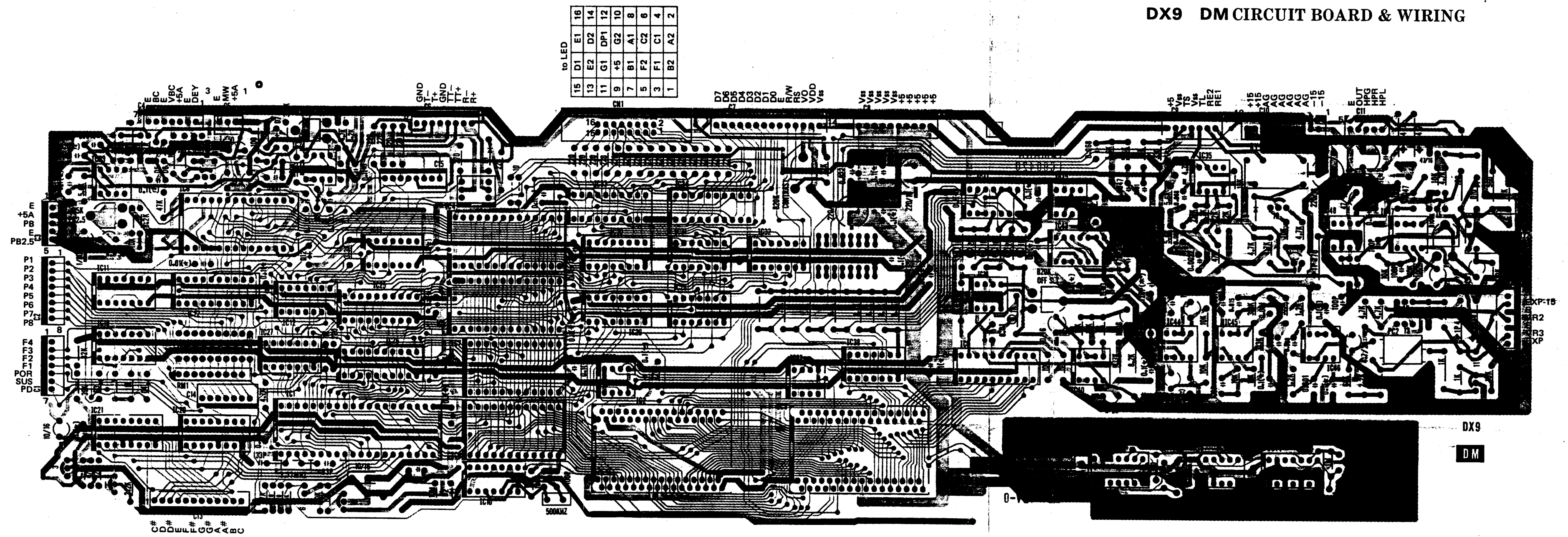
C15

Pin No.	Pin Name	Wire Color	Destination
1	S0	GR	PNA-S0 (IC3-8)
2	S10	BE	PNA-S10 (IC3-7)
3	S11	VI	PNA-S11 (IC3-5)
4	S12	GY	PNA-S12 (IC3-5)
5	S13	WH	PNA-S13 (IC3-4)
6	S14	GG	PNA-S14 (IC3-3)
7	S15	SB	PNA-S15 (IC3-2)
8	S2	-	-
9	S16	PK	PNA-S16 (IC3-1)
10	PS	-	-

C16

Pin No.	Pin Name	Wire Color	Destination
1	S1	BR	PNS-S1 (IC3-1)
2	S2	RE	PNS-S2 (IC3-2)
3	S3	OR	PNS-S3 (IC3-3)
4	S4	VE	PNS-S4 (IC3-4)
5	S5	GR	PNS-S5 (IC3-5)
6	S6	BE	PNS-S6 (IC3-6)
7	S7	VI	PNS-S7 (IC3-7)
8	S8	GY	PNS-S8 (IC3-8)

DX9 DM CIRCUIT BOARD & WIRING



15	D1	E1	16
13	E2	D2	14
11	G1	DP1	12
9	+5	G2	10
7	B1	A1	8
5	F2	C2	6
3	F1	C1	4
1	B2	A2	2

Note)  
 1. Capacitors  
 (⊕) Mark : Ceramic Cap.  
 (⊛) Mark : Polypropylene Film Cap.  
 BP Mark : Bipolar Cap.  
 Δ Mark : Tantalum Cap.

C1

Pin No.	Pin Name	Wire Color	Destination
1	PD	GY	DC-PD (C2-6)
2	SUS	VI	JK-R2 (C1-2)
3	POR	YE	JK-POR (C1-8)
4	F1	WH	PNA-F1 (C1-1)
5	F2	GG	PNA-F2 (C1-8)
6	F3	SB	PNA-F3 (C1-2)
7	F4	PK	PNA-F4 (C1-7)

C3

Pin No.	Pin Name	Wire Color	Destination
1	FB2.S	YE	FB-FB2.S (C1-1)
2	E	S BR S	PS-E (C1-2)
3	PS	S BR	PS-PS (C1-3)
4	+5A	OR	PS-5A (C1-4)
5	E	-	-

C5

Pin No.	Pin Name	Wire Color	Destination
1	+5A	OR	MW-C1-1
2	MW	S RE	MW-C1-2
3	E	S RE S	MW-C1-3

C2

Pin No.	Pin Name	Wire Color	Destination
1	PS	GY	PNB-PS (C2-6)
2	P7	VI	PNA-P7 (C2-7)
3	PS	BE	PNA-PS (C2-8)
4	PS	OR	PNB-PS (C2-2)
5	P4	YE	PNA-P4 (C2-5)
6	P2	OR	PNB-P2 (C2-2)
7	P2	RE	PNA-P2 (C2-1)
8	P1	BR	PNA-P1 (C2-3)

C4

Pin No.	Pin Name	Wire Color	Destination
1	DEY	S YE	PNA-DEY (C1-7)
2	E	S YE S	PNA-E (C1-8)
3	+5A	OR	PNA-5A (C1-8)
4	VBC	BR	HPBC-VBC (C1-7)
5	E	BL	HPBC-VBC (C1-8)
6	BC	S OR	HPBC-BC (C1-8)
7	E	S OR S	-

C6

Pin No.	Pin Name	Wire Color	Destination
1	R+	BR	DHN-R+ (C1-1)
2	R-	RE	DHN-R- (C1-3)
3	TT+	GR	DHN-TT+ (C1-3)
4	TT-	BE	DHN-TT- (C1-3)
5	GND	BL	DHN-GND (C1-2)
6	T+	OR	DHN-T+ (C1-3)
7	T-	YE	DHN-T- (C1-3)
8	GND	BL	DHN-GND (C1-2)

C7

Pin No.	Pin Name	Wire Color	Destination
1	D7	GY	LCD-C1-1
2	D6	BR	LCD-C1-2
3	D5	BR	LCD-C1-3
4	D4	BR	LCD-C1-4
5	D3	BR	LCD-C1-5
6	D2	BR	LCD-C1-6
7	D1	BR	LCD-C1-8
8	D0	BR	LCD-C1-9
9	E	BR	LCD-C1-10
10	R/W	BR	LCD-C1-10
11	RS	BR	LCD-C1-11
12	VO	BR	LCD-C1-12
13	VDD	BR	LCD-C1-13
14	Vs	BR	LCD-C1-14

C8

Pin No.	Pin Name	Wire Color	Destination
1	+5	GR	DC-15 (C2-3)
2	+5	GR	DC-16 (C2-4)
3	+5	GR	DC-17 (C2-5)
4	+5	GR	DC-18 (C2-6)
5	+5	GR	DC-19 (C2-7)
6	Vs	BL/WH	DC-E (C2-8)
7	Vs	BL/WH	DC-E (C2-7)
8	Vs	BL/WH	DC-E (C2-6)
9	Vs	BL/WH	DC-E (C2-5)
10	Vs	BL/WH	DC-E (C2-4)

C10

Pin No.	Pin Name	Wire Color	Destination
1	-15	YE	DC-15 (C2-1)
2	-15	YE	DC-16 (C2-2)
3	AG	BL	DC-E (C2-3)
4	AG	BL	DC-E (C2-4)
5	AG	BL	DC-E (C2-5)
6	AG	BL	DC-E (C2-6)
7	AG	BL	DC-E (C2-7)
8	AG	BL	DC-E (C2-8)
9	+15	BR	DC-15 (C2-1)
10	+15	BR	DC-16 (C2-2)

C12

Pin No.	Pin Name	Wire Color	Destination
1	EXP	PK	JK-EXP (C1-8)
2	VR3	S GY	PNA-VR3 (C1-8)
3	E	-	-
4	VR2	S WH	PNA-VR2 (C1-4)
5	E	S WH S	PNA-E (C1-3)
6	EXP-15	YE	JK-EXP-15 (C1-8)

C14

Pin No.	Pin Name	Wire Color	Destination
1	B1	BR	MK1-B1 (C1-1)
2	B2	RE	MK1-B2 (C1-2)
3	B3	OR	MK1-B3 (C1-3)
4	B4	YE	MK1-B4 (C1-1)
5	B5	GR	MK1-B5 (C1-2)
6	B6	BE	MK1-B6 (C1-3)
7	B7	-	-

C9

Pin No.	Pin Name	Wire Color	Destination
1	RE1	WH	JK-RE1 (C2-8)
2	RE2	SB	JK-RE2 (C2-7)
3	TL	S GR	JK-TL (C2-2)
4	Vs	S GR S	JK-E (C2-1)
5	TS	S PK	JK-TS (C2-8)
6	Vs	S PK S	JK-E (C2-4)
7	+5	GR	JK-15 (C1-10)

C11

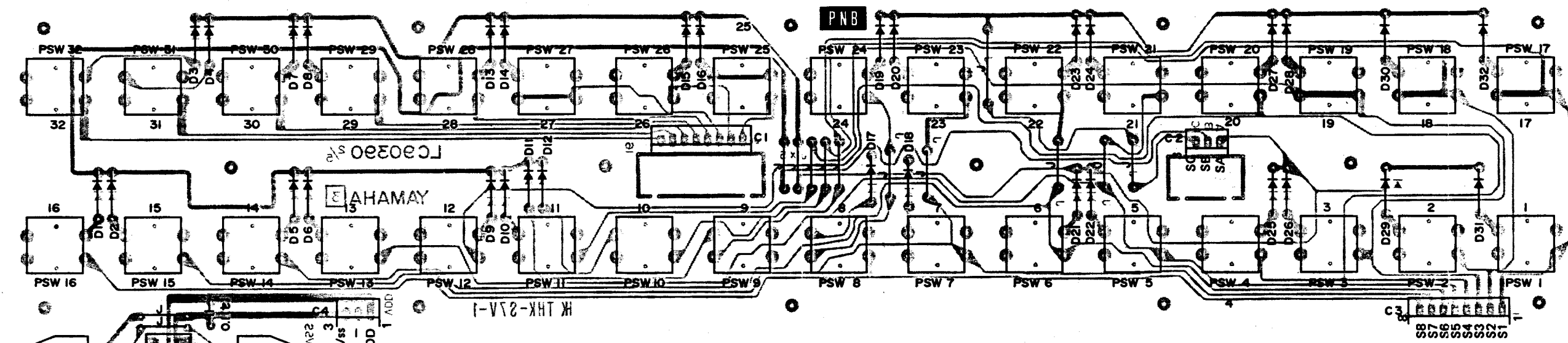
Pin No.	Pin Name	Wire Color	Destination
1	HPL	WH	HPBC-HPL (C1-2)
2	HPR	RE	HPBC-HPR (C1-3)
3	HPC	BL	HPBC-E (C1-1)
4	OUT	S BE	JK-OUT (C1-3)
5	E	S BE S	JK-E (C1-2)

C13

Pin No.	Pin Name	Wire Color	Destination
1	CP	WH	MK1-CP (C1-1)
2	D	WH	MK1-D (C1-2)
3	DP	WH	MK1-DP (C1-3)
4	E	WH	MK1-E (C1-4)
5	F	WH	MK1-F (C1-5)
6	FP	WH	MK1-FP (C1-6)
7	G	WH	MK1-G (C1-7)
8	GP	WH	MK1-GP (C1-8)
9	A	WH	MK1-A (C1-9)
10	AP	WH	MK1-AP (C1-10)
11	B	WH	MK1-B (C1-11)
12	C	WH	MK1-C (C1-12)

PNB

DX7 PN CIRCUIT BOARD & WIRING



C1

Pin No.	Pin Name	Wire Color	Destination
1	S0	GR	PNA-S0 (C4-8)
2	S10	BE	PNA-S10 (C4-7)
3	S11	VI	PNA-S11 (C4-6)
4	S12	GY	PNA-S12 (C4-5)
5	S13	WH	PNA-S13 (C4-4)
6	S14	GG	PNA-S14 (C4-3)
7	S15	SB	PNA-S15 (C4-2)
8	S16	PK	PNA-S16 (C4-1)

C3

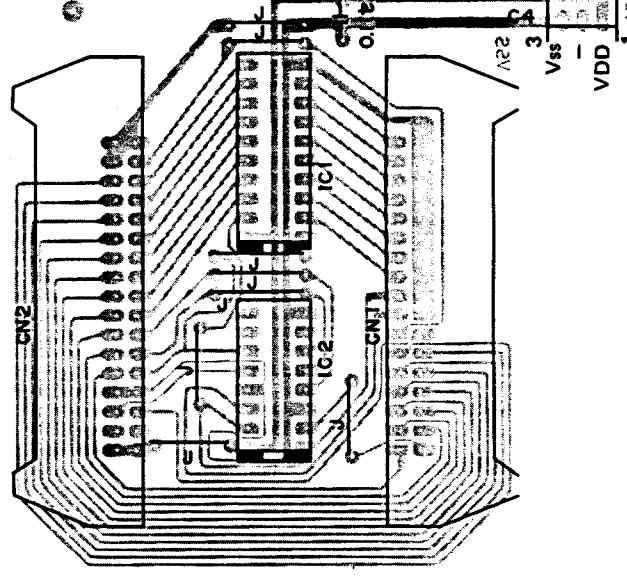
Pin No.	Pin Name	Wire Color	Destination
1	S1	BR	DM-S1 (C16-1)
2	S2	RE	DM-S2 (C16-2)
3	S3	OR	DM-S3 (C16-3)
4	S4	YE	DM-S4 (C16-4)
5	S5	GR	DM-S5 (C16-5)
6	S6	BE	DM-S6 (C16-6)
7	S7	VI	DM-S7 (C16-7)
8	S8	GY	DM-S8 (C16-8)

C2

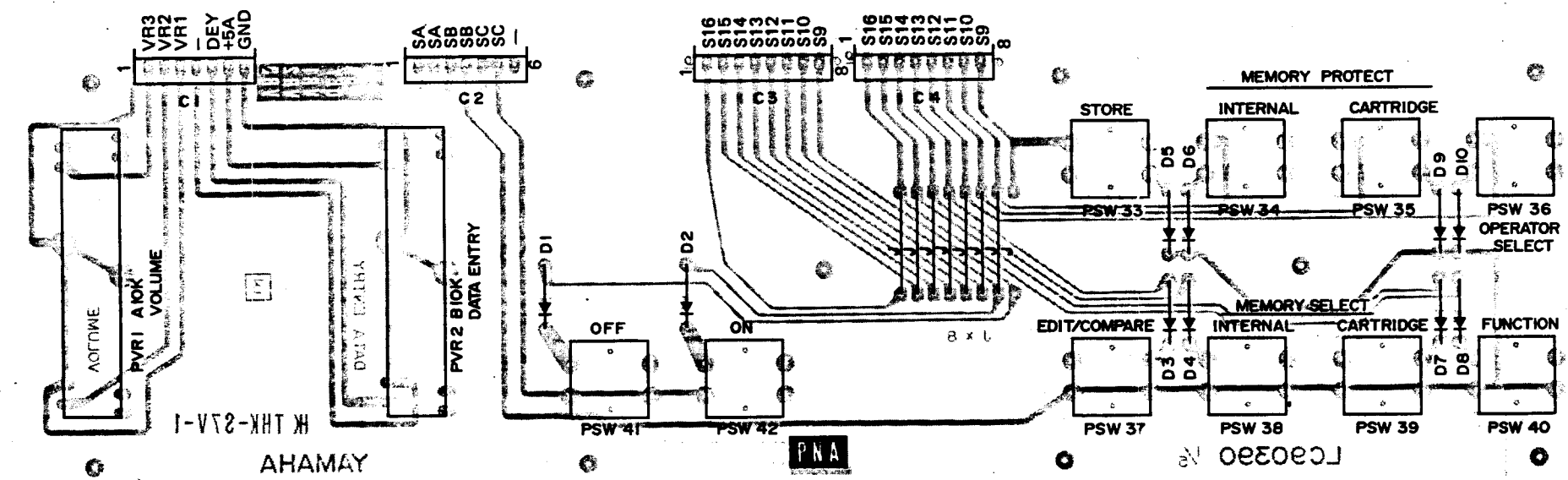
Pin No.	Pin Name	Wire Color	Destination
1	SA	BR	PNA-SA (C2-2)
2	SB	RE	PNA-SB (C2-4)
3	SC	OR	PNA-SC (C2-6)

C4

Pin No.	Pin Name	Wire Color	Destination
1	VDD	GR	DC-V (C5-7)
2	-	-	-
3	V <sub>cc</sub>	BL/WH	DC-E (C5-6)



PNA



C1

Pin No.	Pin Name	Wire Color	Destination
1	VR3	S BR S	DM-VR3 (C1-3)
2	VR2	S RE S	DM-VR2 (C1-2)
3	VR1	S RE S	DM-VR1 (C1-1)
4	-	-	-
5	DEY	S OY	DM-DEY (C3-4)
6	+SA	OR	DM-+SA (C3-8)
7	GND	S GY S	DM-GND (C3-6)

C3

Pin No.	Pin Name	Wire Color	Destination
1	S16	PK	DM-S16 (C15-6)
2	S15	SB	DM-S15 (C15-7)
3	S14	GG	DM-S14 (C15-8)
4	S13	WH	DM-S13 (C15-5)
5	S12	GY	DM-S12 (C15-4)
6	S11	VI	DM-S11 (C15-3)
7	S10	BE	DM-S10 (C15-2)
8	S9	GR	DM-S9 (C15-1)

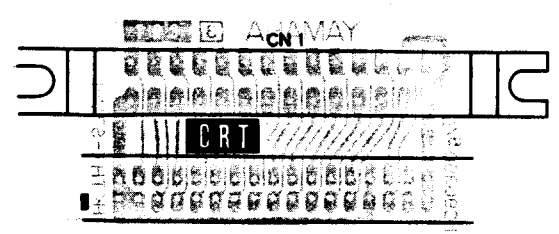
C2

Pin No.	Pin Name	Wire Color	Destination
1	SA	BR	DM-SA (C14-1)
2	SA	BR	PNB-SA (C2-1)
3	SB	RE	DM-SB (C14-2)
4	SB	RE	PNB-SB (C2-2)
5	SC	OR	DM-SC (C14-3)
6	SC	OR	PNB-SC (C2-3)

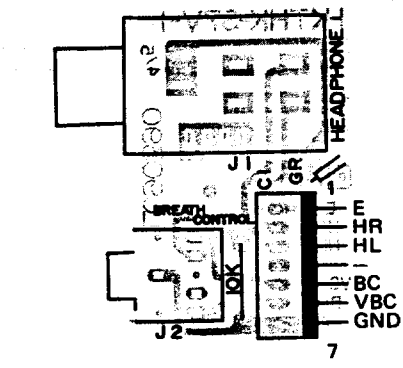
C4

Pin No.	Pin Name	Wire Color	Destination
1	S16	PK	PNB-S16 (C1-6)
2	S15	SB	PNB-S15 (C1-7)
3	S14	GG	PNB-S14 (C1-8)
4	S13	WH	PNB-S13 (C1-5)
5	S12	GY	PNB-S12 (C1-4)
6	S11	VI	PNB-S11 (C1-3)
7	S10	BE	PNB-S10 (C1-2)
8	S9	GR	PNB-S9 (C1-1)

CRT



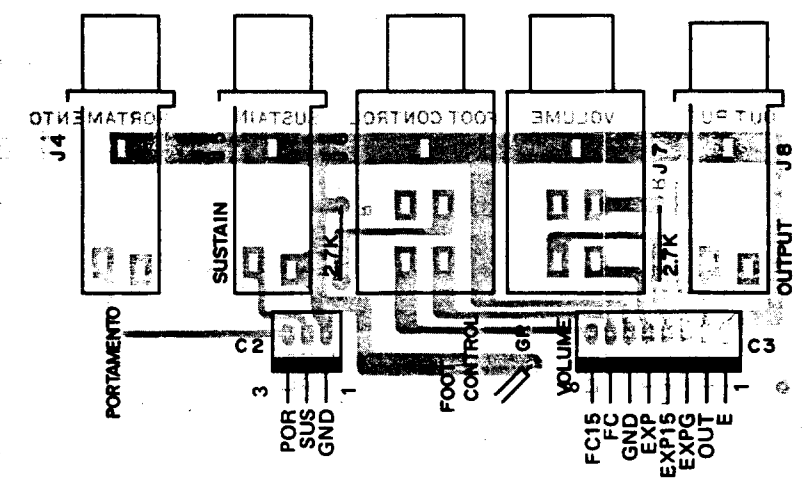
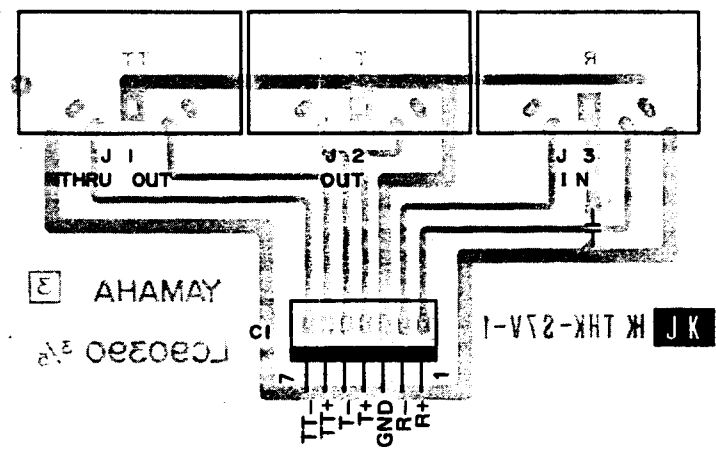
HP BC



C

Pin No.	Pin Name	Wire Color	Destination
1	HPC	BE	DM-HPC (C3-1)
2	HPR	RE	DM-HPR (C3-2)
3	HPL	OR	DM-HPL (C3-3)
4	-	-	-
5	BC	S GR	DM-BC (C11-3)
6	VBC	BE	DM-VBC (C11-1)
7	GND	S GR S	DM-GND (C11-2)

JK



C1

Pin No.	Pin Name	Wire Color	Destination
1	R+	GG	DM-R+ (C8-3)
2	R-	GR	DM-R- (C8-4)
3	GND	BL	DM-GND (C8-7)
4	T+	SB	DM-T+ (C8-5)
5	T-	BE	DM-T- (C8-6)
6	TT+	PK	DM-TT+ (C8-1)
7	TT-	RE	DM-TT- (C8-2)

C2

Pin No.	Pin Name	Wire Color	Destination
1	GND	-	-
2	SUS	SB	DM-SUS (C7-1)
3	POR	PK	DM-POR (C7-2)

C3

Pin No.	Pin Name	Wire Color	Destination
1	E	S OR S	DM-E (C2-6)
2	OUT	S OR	DM-OUT (C2-4)
3	EXPG	BL	DM-EXPG (C2-2)
4	EXP1B	BR	DM-EXP1B (C2-1)
5	EXP	WH	DM-EXP (C2-3)
6	GND	S VI S	DM-GND (C2-2)
7	FC	S VI	DM-FC (C2-3)
8	FC1B	BR	DM-FC1B (C2-1)

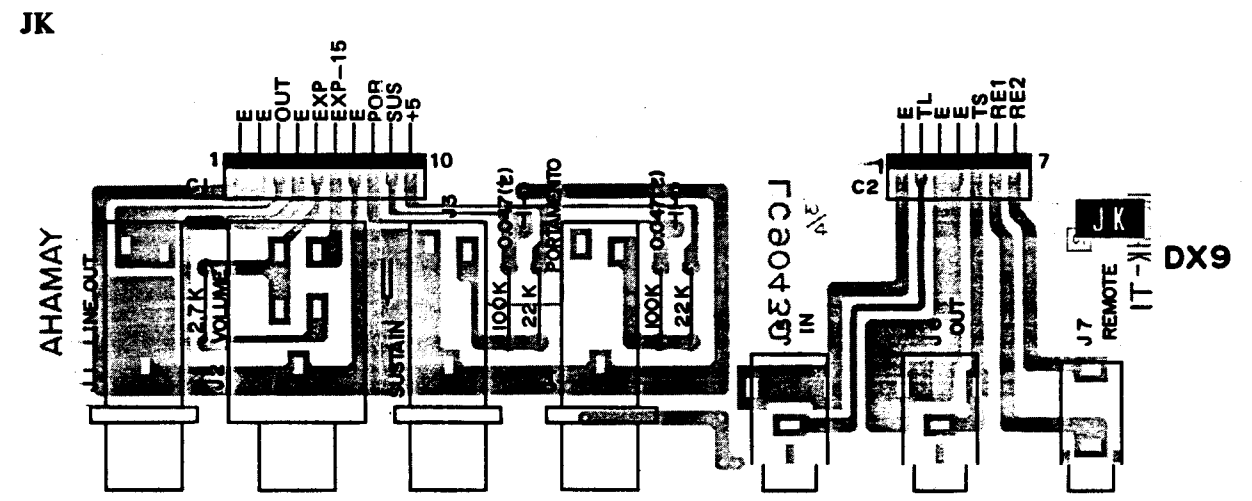
DX9 PN CIRCUIT BOARD & WIRING

**C1**

Pin No.	Pin Name	Wire Color	Destination
1	E	BL	DM-AG (C10-8)
2	OUT	S BE S	DM-E (C11-8)
3	OUT	S BE S	DM-OUT (C11-4)
4	E	BL	DM-AG (C10-8)
5	EXP	PK	DM-EXP (C12-8)
6	EXP-1B	YE	DM-EXP-1B (C12-8)
7	E	-	-
8	POR	YE	DM-POR (C1-3)
9	SUS	VI	DM-SUS (C1-2)
10	+5	OR	DM-+5 (C9-7)

**C2**

Pin No.	Pin Name	Wire Color	Destination
1	E	S GR S	DM-Via (C9-4)
2	TL	S GR	DM-TL (C9-3)
3	E	-	-
4	E	S PK S	DM-Via (C9-6)
5	TS	S PK	DM-TS (C9-5)
6	RE1	WH	DM-RE1 (C9-1)
7	RE2	SB	DM-RE2 (C9-2)



**C1**

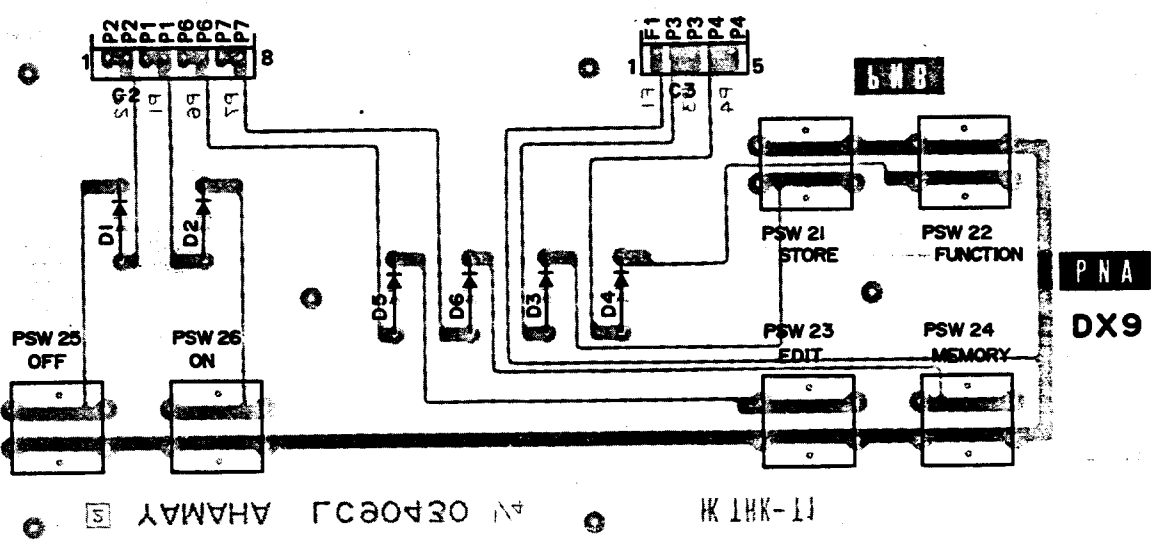
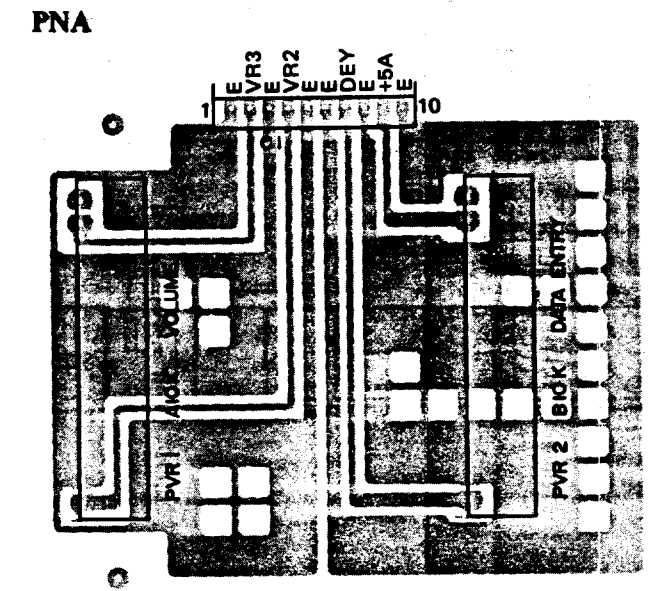
Pin No.	Pin Name	Wire Color	Destination
1	E	S GY S	-
2	VR3	S GY	DM-VR3 (C12-2)
3	E	WH S	DM-E (C12-5)
4	VR2	S WH	DM-VR2 (C12-4)
5	E	BL	DM-AG (C10-7)
6	E	S YE S	DM-E (C4-2)
7	DEY	S YE	DM-DEY (C4-1)
8	E	-	-
9	YSA	OR	DM-18A (C4-3)
10	E	-	-

**C2**

Pin No.	Pin Name	Wire Color	Destination
1	P2	RE	DM-P2 (C2-7)
2	P2	RE	PMB-P2 (C1-4)
3	P1	BR	DM-P1 (C2-6)
4	P1	BR	PMB-P1 (C1-1)
5	P6	SE	DM-P6 (C2-3)
6	P6	SE	PMB-P6 (C2-3)
7	P7	VS	DM-P7 (C2-2)
8	P7	VI	PMB-P7 (C2-4)

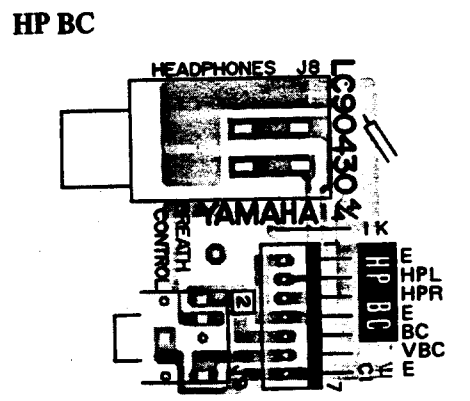
**C3**

Pin No.	Pin Name	Wire Color	Destination
1	P1	WH	DM-P1 (C1-4)
2	P2	OR	DM-P2 (C2-6)
3	P3	OR	PMB-P3 (C1-6)
4	P4	YE	DM-P4 (C2-5)
5	P4	YE	PMB-P4 (C2-1)



**C1**

Pin No.	Pin Name	Wire Color	Destination
1	E	BL	DM-HPG (C11-3)
2	HPL	WH	DM-HPL (C11-1)
3	HPR	RE	DM-HPR (C11-2)
4	E	-	-
5	BC	S OR	DM-BC (C4-6)
6	VBC	BR	DM-VBC (C4-4)
7	E	BL	DM-E (C4-8)



**C1**

Pin No.	Pin Name	Wire Color	Destination
1	P1	BR	PNA-P1 (C2-4)
2	P3	SB	DM-P3 (C1-6)
3	P3	-	-
4	P2	RE	PNA-P2 (C2-2)
5	P2	OR	PNA-P3 (C3-3)

**C2**

Pin No.	Pin Name	Wire Color	Destination
1	P4	YE	PNA-P4 (C3-6)
2	P5	GR	DM-P5 (C2-4)
3	P6	SE	PNA-P6 (C2-6)
4	P7	VI	PNA-P7 (C2-6)
5	P8	GY	DM-P8 (C2-1)
6	P2	GG	DM-P2 (C1-5)
7	P4	PK	DM-P4 (C1-7)

